



2023 COLLECTION





Designed & Developed In Spain





# INDEX

**ABOUT US** 4

---

**ColorADD** 6

---

**MIPS®** 7

---

**HELMETS** 8

---

**ROAD**

WHISPER - *New for 2023*

MIXINO EVO

KILAUJA

VENTO

RAPID

**MTB**

YELMO

LEAF

**ALL ROAD**

KOMPACT'O

KITTEN

**SHOES** 52

---

**ROAD**

MIXINO RC1

WHISPER R1

**MTB**

WHISPER X1

**SPARE PARTS** 68

---

**ACCESSORIES** 70

---

**MERCHANDISING** 73

---

**SIZE GUIDE** 77

---

**TECHNOLOGIES** 78

---

**RANGE OVERVIEW** 82

---







# ABOUT US

Founded in Spain in 1996, Catlike is specialized in the design, development, and production of high-performance cycling helmets, shoes, and accessories.

With over 20 years of commitment to excellence and advancement in helmet technology, Catlike has mastered the making of cycling helmets to the highest industry standards. Their recognition through innumerable presences on worldwide podiums and the success of models that became iconic representations of our true passion for the sport made us realize that our mission is far from over and must prevail in the future.

Building what we believe to be a remarkable path for the future, we present Catlike's new approach to cycling for 2023. This is the dawn of a new, robust, and bold product line, marked by contemporary design, on-trend colors, and enhanced performance. After years of rigorous research driven by the needs of athletes in an ever-demanding society and fast-paced market, we have taken the responsibility to go further, to dare to be better, and to provide our athletes with the highest standards of quality, safety, and performance that will fulfill their rigorous riding goals.



# ColorADD



## DO YOU KNOW THAT COLORBLINDNESS AFFECTS APPROXIMATELY EVERY 1 IN 12 MEN AND 1 IN 200 WOMEN?

The color alphabet ColorADD is a unique, universal, inclusive, and non-discriminative language that enables the colorblind to identify colors, with a wide spectrum of use on companies/entities whenever color is a factor of identification, orientation, or choice.

### HOW DOES IT WORK?

Together with the colors of our products, you will find this alphabet in which each color is equal to a symbol.

Not everyone sees colors in the same way, so with the use of this alphabet we will be able to literate and normalize this difference.

### STEP INTO THE WORLD OF ColorADD ALPHABET

#### COLORS . SYMBOLS




#### LIGHT TONES



#### DARK TONES



#### WHITE . BLACK . GRAY



#### METALIZED TONES



# MIPS®



Catlike and MIPS® share the same passion when it comes to protecting and providing extra safety for demanding cyclists. That is why we have joined our product range with MIPS® Evolve and MIPS® Air Node technologies.

We are continuously working to improve the performance of our helmets with the use of MIPS® superior technology. Our development team works closely with MIPS® to implement their technology into our helmets, resulting in an optimized low-friction layer integration that has minimal impact on the comfort and ventilation of the helmets.

## WHAT IS MIPS®?

The MIPS® safety system is designed to provide added safety for helmets in many accidents. For certain impacts, the MIPS® system can reduce harmful forces that might otherwise be transferred to the user's head.

## HOW DOES THE MIPS® SAFETY SYSTEM WORK?

The MIPS® safety system features a low-friction layer inside a bike helmet that allows a multi-directional movement of 10-15mm on certain angled impacts, intended to help reduce rotational force to the head. This scientifically proven technology features a rotational management that can lower the energies transferred to the head during an impact or crash.

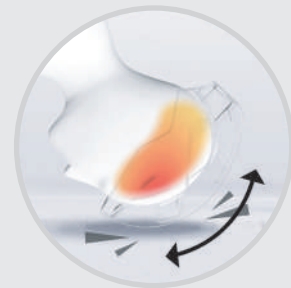


1

Traditional helmets are designed and tested for straight impacts, but most impacts are angled, which can cause rotational motion to the head.

The rotational motion can cause brain injuries.

2



3

The Low Friction Layer is intended to help the rotational motion to the head in certain angled impacts.



## MIPS® EVOLVE

The MIPS® Evolve is a rotational management system that not only can lower the energies transferred to the head during an impact or crash, but does this with added style, comfort and fit. The system consists of a Low Friction Layer (LFL) that is less than 1mm thick with a low friction coating that lessens the friction towards the energy absorbing layer.

## MIPS® AIR NODE

The MIPS® Air Node is integrated into the padding of the helmet and enables the 10-15mm of relative movement between the energy absorbing layer and the padding. This relative movement is enabled by having a backing of polycarbonate PC with a special low friction treatment and being held by specially designed fixations enabling movement in all directions. By being integrated into the padding the system is as light as it gets and designed to fit each specific helmet and size.

HELMETS

# HELMETS

FOR UNBEATABLE PERFORMANCE





TIAGO ANTUNES  
2022



# THE REBIRTH



OF

# A LEGEND



RACE COMP ROAD HELMET

# WHISPER

Mips



The new Whisper represents the beginning of a new chapter for Catlike's helmet range. It retains the same value proposition that made the first Whisper, launched in 2006, such a successful helmet: an outstanding ventilation performance with a very distinctive design proposition.

This helmet brings the pro ventilation performance of our high-end models to a more comfortable package. The fitting was fine-tuned to increase compatibility with every athlete. The Whisper features an internal polymer roll cage that distributes the energy from an impact through the whole helmet,

while the MIPS® low friction layer boosts safety on angled impacts.

To complement the superb comfort level, it features a totally new fit system, developed to increase pony-tail compatibility and support to the occipital area.

RACE COMP ROAD HELMET

# WHISPER

Mips

## MIPS® EVOLVE

Rotational management system that not only can lower the energies transferred to the head during an impact or crash, but also does this with added style, comfort and fit.

## LCP

Lateral polyamide roll cage that increases impact resistance and stiffness while maintaining excellent ventilation properties and low weight.

## NEW ERGONOMIC STRAP DIVISOR

New divisor designed with ergonomic in mind. Its superior comfort enhance the helmet fitting and stability.

## MPS OVAL FIT SYSTEM

Developed to increase pony-tail compatibility and support to the occipital area.



## FEATURES

In-mold construction with 2 shells  
 Internal polymer roll-cage for increased structural rigidity  
 MIPS® Evolve low friction layer  
 Sunglasses garage and pony-tail compatibility

## SIZE

**SM** 50-54cm | 19.7 - 21.2"

**MD** 54-59cm | 21.2 - 23.2"

**LG** 59-62cm | 23.2 - 24.4"

## ACCESSORIES

Extra paddings  
 Catlike bag

## COLORS

### LIMESTONE GLOSS



**SM** 7100700015

**MD** 7100700014

**LG** 7100700013

### STAR WHITE GLOSS



**SM** 7100700012

**MD** 7100700011

**LG** 7100700010

### RED GLOSS / BLACK MATTE



**SM** 7100700009

**MD** 7100700008

**LG** 7100700007

### BLACK FOREST / METAL MATTE



**SM** 7100700006

**MD** 7100700005

**LG** 7100700004

### MERCURY / BLACK MATTE



**SM** 7100700003

**MD** 7100700002

**LG** 7100700001

## TECHNOLOGIES





C A T L I K E   T E C H

# ADVANCED VENTILATION PERFORMANCE

For most, a good comfortable fit, low-weight construction and distinctive design are the deciding factors when choosing a cycling helmet.

Catlike helmets combine these must-have requirements with industry-leading ventilation performance. The deeply recessed air channels direct the airflow around your head, pulling heat and sweat while maintaining low noise levels and reduced aerodynamic drag.

This technology allows us to create the coolest and lightest helmets in the market.









## RACE PRO ROAD HELMET

# MIXINO EVO



This top of the range helmet is an evolution of the original Mixino helmet, which was developed together with our professional athletes to create the most ventilated, lightweight, and safest road bike helmet.

The Mixino Evo was redesigned to be even more ventilated, almost 40% of its frontal area is open. The front 18 air inlets direct the flow of air around the rider's head through improved air channels, exiting through the more efficient rear vents with heat and sweat from your head.

Comfort was improved with a better fitting and with the use of MIPS® Air Node, which also boost its safety score to another level. The helmet is constructed using an aramid roll cage inside the EPS liner that increases the structural rigidity and distributes the impact force of a crash across a larger volume of material thus reducing the energy transmitted to the head.

RACE PRO ROAD HELMET

# MIXINO EVO

Mips

## ARAMID ROLL CAGE

The aramid roll cage is the “skeleton” that works to dissipate the energy of an impact through the whole helmet, increasing its energy absorption. This structure also helps to hold the helmet together in the event of a crash.

## MINIMUM WEIGHT

With only 230g, Mixino Evo will make you forget you are wearing a helmet. It excels itself in ventilation and weight.

## VDIVISOR

Exclusive divisor that keeps the retention straps away from your ears granting you maximum comfort during usage.

## MIPS® AIR NODE

The most ventilation focused solution. Dressed as a padding and specifically developed to help reduce rotational energies otherwise transferred to the head during an impact.





## FEATURES

Outstanding ventilation, almost 40% of the frontal area is open to a total of 18 air inlets and 20 air outlets connect with airflow channels

Honeycomb in-mold construction infused with internal aramid roll cage for increased rigidity and impact energy absorption

Lower-volume construction for better aerodynamics in flat stages

MIPS® Air Node low friction padding – lower weight and better comfort without compromising the ventilation or safety

MPS EVO fit system – flexible 4-point adjustment system

3M rear reflective decal

Sunglasses holder compatibility

## SIZE

**SM** 52 - 54 cm | 20.5 - 21.3"

**MD** 55 - 57 cm | 21.7 - 22.4"

**LG** 58 - 60 cm | 22.8 - 23.6"

## WEIGHT

**MD** 230g | 0.50lb

## ACCESSORIES

Extra paddings

Catlike bag

## COLORS

### POPPY SEED MATTE



**SM** 7100200003

**MD** 7100200002

**LG** 7100200001

### BRILLIANT WHITE MATTE



**SM** 7100200006

**MD** 7100200005

**LG** 7100200004

### MALACHITE GREEN MATTE



**SM** 7100200009

**MD** 7100200008

**LG** 7100200007

### CITADEL MATTE



**SM** 7100200012

**MD** 7100200011

**LG** 7100200010

### SAILOR BLUE MATTE



**SM** 7100200015

**MD** 7100200014


**LG** 7100200013

## TECHNOLOGIES




C A T L I K E T E C H

# ARAMID ROLL CAGE







The aramid roll cage is the “skeleton” that works to dissipate the energy of an impact through the whole helmet structure, thus increasing its energy absorption capacity at a reduced helmet volume and weight. This structure will also help to hold the helmet together in the event of a crash.

This technology, which was first developed with the Mixino helmet back in 2011, is constructed using aramid fibers. Aramid is a strong, light and very resilient material that is widely used in ballistic body protections and across the aerospace industry, on demanding applications.

This technology is now featured in our top of the range helmets to improve the safety of our athletes.

## ALL ROUNDER PRO ROAD HELMET


---

# KILAUEA

The Kilauea is our answer for those who just demand only the best compromise between aerodynamic performance and ventilation, all wrapped in an outstanding comfortable and safe package.

This unique lightweight top of the range helmet brings a different approach to our pro road range, with smoother top and side surfaces that reduce aerodynamic drag and noise levels. A good ventilation performance is retained by the deep internal air flow channels, designed to pull cold air from the upper rear inlets which will help remove hot and moist air around your head.

The Kilauea is constructed using an aramid roll cage inside the EPS liner that increases structural rigidity and distributes the impact force of a crash across a larger volume of material thus reducing the energy transmitted to the head. Safety is also improved with the use of MIPS® low friction layer, that reduces the energy transferred to the head during an impact or crash, while its comfortable fit will make you feel super secure while speeding along the fast flat stages.







ALL ROUNDER PRO ROAD HELMET

# KILAUEA

Mips

## HEXAGON CONSTRUCTION

The air intakes have been strategically positioned so that any impact will affect more than one internal structure: in the event of a crash, the energy generated will be spread through the honeycomb type structure, significantly increasing the head's protection.

## ARAMID ROLL CAGE

The aramid roll cage is the "skeleton" that works to dissipate the energy of an impact through the whole helmet, increasing its energy absorption. This structure also helps to hold the helmet together in the event of a crash.

## SUPERIOR AIRFLOW

Kilauea has been designed with 24 ventilation channels to allow great air flow while maintaining the highest safety level.

## MIPS® EVOLVE

Rotational management system that not only can lower the energies transferred to the head during an impact or crash, but also does this with added style, comfort and fit.





## FEATURES

Best compromise between ventilation and aerodynamics. Total of 10 air inlets and 14 air outlets connect with airflow channels

In-mold construction infused with internal aramid roll cage for increased rigidity and impact energy absorption

MIPS® Evolve low friction layer

MPS EVO fit system – flexible 4-point adjustment system

Adjustable side Vdivisor that keeps the straps away from your ears

3M rear reflective decal

## SIZE

**SM** 52 - 54 cm | 20.5 - 21.3"

**MD** 55 - 57 cm | 21.7 - 22.4"

**LG** 58 - 60 cm | 22.8 - 23.6"

## WEIGHT

**MD** 240g | 0.53lb

## ACCESSORIES

Extra paddings

Catlike bag

## COLORS

### BLACK MATTE \*



**SM** 7100100003

**MD** 7100100002

**LG** 7100100001

### WHITE GLOSS \*



**SM** 7100100006

**MD** 7100100005

**LG** 7100100004

### GOLD FLAME MATTE



**SM** 7100100024

**MD** 7100100023

**LG** 7100100022

### GREEN MATTE



**SM** 7100100027

**MD** 7100100026

**LG** 7100100025

## TECHNOLOGIES

\* These colors are not available with MIPS® technology



C A T L I K E   T E C H

# HIGH-END AERODYNAMICS







Minimum drag with efficient ventilation – the cycling holy grail for every pro rider. When facing the long flat stages, every possible time-saving measure is crucial.

The large vent-to-surface area ratio and efficient ventilation channels inside our helmets allow cool air to flow around your head and effectively cool you without harming performance. These results are only possible due to the advanced materials used in our manufacturing processes that allow us to reduce the helmet volume without compromising aerodynamic performance.

*Our helmets are subjected to extensive analysis and rigorous testing during their development phase to meet the highest standards of performance, protection, and ventilation.*

*Many years of experience have shaped our quality control processes into a complete package to deliver the best product to the market.*





## AERO COMP ROAD HELMET

## VENTO

Mips

The Vento boast our best aerodynamic performance for road use, making it the best ally on the asphalt.

With a design focused on aerodynamics, Vento makes use of its smooth profile to reduce air drag. This helmet shines on the more racier riding positions, where you will feel the effects of the low drag combined with low levels of noise during fast paced rides.

Despite its focus on aerodynamic, Vento

also reveals a good ventilation capacity, making use of the top rear aileron to pull cold air from above the head to increase thermal efficiency without sacrificing aerodynamics.

The Vento is also constructed with a simpler variation of the aramid roll cage that distributes the impact force of a crash across a larger volume of material thus reducing the energy transmitted to the head. Safety is also improved with the use of MIPS® low friction layer.

AERO COMP ROAD HELMET

# VENTO

Mips

## ARAMID ROLL CAGE

The aramid roll cage is the “skeleton” that works to dissipate the energy of an impact through the whole helmet, increasing its energy absorption. This structure also helps to hold the helmet together in the event of a crash.

## AERODYNAMIC PERFORMANCE

The large vent-to-surface area ratio and efficient ventilation channels inside the helmet allow cool air to flow around your head and effectively cool you without harming performance.

## MIPS® EVOLVE

Rotational management system that not only can lower the energies transferred to the head during an impact or crash, but also does this with added style, comfort and fit.





## FEATURES

Focused on aerodynamics

Reduced drag and noise levels

Good ventilation performance - total 11 air inlets and 8 air outlets

In-mold construction with internal aramid roll cage for increased impact energy absorption

MIPS® Evolve low friction layer

MPS EVO fit system – flexible 4-point adjustment system

Adjustable side Vdivisor that keeps the straps away from your ears

3M rear reflective decal

## SIZE

**SM** 52 - 54 cm | 20.5 - 21.3"

**MD** 55 - 57 cm | 21.7 - 22.4"

**LG** 58 - 60 cm | 22.8 - 23.6"

## WEIGHT

**MD** 250g | 0.55lb

## ACCESSORIES

Extra paddings

Catlike bag

## COLORS

### BLACK MATTE \*



**SM** 7100300003

**MD** 7100300002

**LG** 7100300001

### WHITE GLOSS \*



**SM** 7100300006

**MD** 7100300005

**LG** 7100300004

### RED METALLIC GLOSS / BLACK MATTE



**SM** 7100300024

**MD** 7100300023

**LG** 7100300022

### GRAY METALLIC GLOSS / BLACK MATTE



**SM** 7100300027

**MD** 7100300026

**LG** 7100300025

### SATIN-CHAMELEON METALLIC GLOSS / BLACK MATTE



**SM** 7100300030

**MD** 7100300029

**LG** 7100300028

## TECHNOLOGIES

\* These colors are not available with MIPS® technology









## TIME TRIAL PRO HELMET

# RAPID

Designed inside the wind-tunnel, in collaboration with the University of Granada, Rapid is an aerodynamic super-efficient time trial helmet.

Available in completely closed version - Rapid -, for the fast and short time trials and in a ventilated version - Rapid Tri -, for longer and hotter races, and for triathlon.

The Rapid Tri version adds two ventilation channels around the top of the head and two around each ear.

Both versions use a magnetic coupling visor, that is easily removable and an anti-fog and anti-scratch treatment to ensure 100% visibility at all conditions.

TIME TRIAL PRO HELMET

# RAPID



## COLORS

### CHRONO / PURE BLACK MATTE



SM 7100800006

MD 7100800005

LG 7100800004

### CHRONO / BRIGHT WHITE GLOSS



SM 7100800009

MD 7100800008

LG 7100800007

## FEATURES

The choice between the best aerodynamic performance

In-mold construction

MPS EVO fit system – flexible 4-point adjustment system

Anti-fog and anti-scratch visor

## TECHNOLOGIES



## SIZE

SM 52 - 54 cm | 20.5 - 21.3"

MD 55 - 57 cm | 21.7 - 22.4"

LG 58 - 60 cm | 22.8 - 23.6"

## WEIGHT

MD 345g | 0.76lb

## ACCESSORIES

Extra paddings

Catlike bag

Catlike protective case



## TIME TRIAL PRO HELMET

## RAPID TRI



## COLORS

## CHRONO / PURE BLACK MATTE



SM 7100900006

MD 7100900005

LG 7100900004

## CHRONO / BRIGHT WHITE GLOSS



SM 7100900003

MD 7100900002

LG 7100900001

## FEATURES

The choice between the best aerodynamic performance and increased ventilation with little compromise to the performance

In-mold construction

MPS EVO fit system – flexible 4-point adjustment system

Anti-fog and anti-scratch visor

## SIZE

SM 52 - 54 cm | 20.5 - 21.3"

MD 55 - 57 cm | 21.7 - 22.4"

LG 58 - 60 cm | 22.8 - 23.6"

## WEIGHT

MD 345g | 0.76lb

## ACCESSORIES

Extra paddings

Catlike bag

Catlike protective case

## TECHNOLOGIES









## ENDURO MTB HELMET

---

# YELMO

The new restyled Yelmo elevates its performance with renewed looks. The front visor was re-designed and now boasts a cleaner profile, with improved locking mechanism and broad adjustability in 9 different positions.

The back profile is now completely smooth, whilst keeping compatibility with goggles. Now, Yelmo uses the lighter and more reliable MPS EVO fit system. The strap system features a Fidlock buckle, making it easier to un-buckle the helmet while wearing all-mountain gloves. Ventilation is very important on all-mountain rides, so the Yelmo features a total of 10 air inlets and 11 air outlets that will keep your head cool.

This helmet also allows you to integrate an action camera or a headlight so you can capture your performance or improve your visibility on the night rides.

The performance is improved with the use of MIPS® low friction layer that boosts safety on angled impacts.

ENDURO MTB HELMET

# YELMO

Mips

## ACTION CAMERA MOUNT

Includes easier-to-use integrated mounting area to place an action camera to capture your performance.

## EXCEPTIONAL COVERAGE

Extended protection around the head to give extra protection in sensible areas.



## FIDLOCK BUCKLE

Combines magnetic and mechanical fastening into an intuitive and user-friendly fastener, to open and close the helmet strap in no time at all.

## MIPS® EVOLVE

Rotational management system that not only can lower the energies transferred to the head during an impact or crash, but also does this with added style, comfort and fit.



## FEATURES

In-mold construction with 2 shells  
 Detachable visor adjustable in 9 different positions  
 Action camera or headlight mount  
 Fidlock magnetic buckle  
 MPS EVO fit system – flexible 4-point adjustment system  
 MIPS® Evolve low friction layer  
 Googles compatibility

## SIZE

**SM** 54 - 56 cm | 21.3 - 22.0"

**MD** 57 - 59 cm | 22.4 - 23.2"

**LG** 60 - 61 cm | 23.6 - 24.0"

## WEIGHT

**MD** 360g | 0.79lb

## ACCESSORIES

Extra paddings

Catlike bag

## COLORS

### PURE BLACK GLOSS / PURE BLACK MATTE



**SM** 7101000003

**MD** 7101000002

**LG** 7101000001

### BRILLIANT WHITE / MIRAGE GRAY MATTE



**SM** 7101000006

**MD** 7101000005

**LG** 7101000004

### GOLD FLAME / BLANC DE BLANC MATTE



**SM** 7101000009

**MD** 7101000008

**LG** 7101000007

### PESTO / MIRAGE GRAY MATTE



**SM** 7101000012

**MD** 7101000011

**LG** 7101000010

## TECHNOLOGIES









TRAIL MTB HELMET

# LEAF

## HEXAGON CONSTRUCTION

The air intakes have been strategically positioned so that any impact will affect more than one internal structure: in the event of a crash, the energy generated will be spread through the honeycomb type structure, significantly increasing the head's protection.



## BUG NET

Fitted with an integrated insect-protection net for extra safety during each riding.

## VDIVISOR

Exclusive divisor that keeps the retention straps away from your ears granting you maximum comfort during usage.



## FEATURES

In-mold construction with 1 shell  
Adjustable front visor  
MPS EVO fit system – flexible 4-point adjustment system  
Googles compatibility

## SIZE

**MD** 54 - 57 cm | 21.3 - 22.4"  
**LG** 58 - 60 cm | 22.8 - 23.6"

## WEIGHT

**MD** 275g | 0.61lb

## ACCESSORIES

Extra paddings  
Catlike bag

## COLORS

### CARBON BLACK MATTE



**MD** 7101200002  
**LG** 7101200001

### GLACIER GRAY MATTE



**MD** 7101200005  
**LG** 7101200004

### BURGUNDY MATTE



**MD** 7101200008  
**LG** 7101200007

### FROSTY SPRUCE MATTE



**MD** 7101200011  
**LG** 7101200010

### MAJOLICA BLUE MATTE



**MD** 7101200014  
**LG** 7101200013

## TECHNOLOGIES







**SPORT ALLROAD HELMET**

---

# KOMPACT'O

The Kompact'O helmet is a reduced-volume, and lightweight sport helmet. This hall of fame model continues to boast an attractive design that is popular amongst all riders.

Developed to combine functionality with aesthetics, Kompact'O is an ideal companion for your everyday rides. Its unique look will make you distinguish yourself from the crowd while being very well ventilated and safe.

The Kompact'O has a visor included that you can use depending on the riding style and a front insect protective net.

SPORT ALLROAD HELMET

# KOMPACT'O

## IN-MOLD CONSTRUCTION

A current production technology that makes ultra-lightweight helmets with a high level of firmness and maximum protection.

## BUG NET

Fitted with an integrated insect-protection net for extra safety during each riding.

## VDIVISOR

Exclusive divisor that keeps the retention straps away from your ears granting you maximum comfort during usage.





## FEATURES

Urban style

Superior comfort and ventilation

Front insect protective net

Visor included (you can choose to use the Kompact'O with or without the visor)

MPS EVO fit system – flexible 4-point adjustment system

## SIZE

**SM** 52 - 54 cm | 20.5 - 21.3"

**MD** 55 - 58 cm | 21.7 - 22.8"

**LG** 59 - 61 cm | 23.2 - 24.0"

## WEIGHT

**MD** 280g | 0.62lb

## ACCESSORIES

Extra paddings

Catlike bag

## COLORS

### BLACK MATTE



**SM** 7100600003

**MD** 7100600002

**LG** 7100600001

### WHITE MATTE



**SM** 7100600006

**MD** 7100600005

**LG** 7100600004

### RED MATTE



**SM** 7100600009

**MD** 7100600008

**LG** 7100600007

### YELLOW FLUO MATTE



**SM** 7100600012

**MD** 7100600011

**LG** 7100600010

## TECHNOLOGIES



## JUNIOR ALLROAD HELMET

---

# KITTEN

The Kitten is our premium offer for the junior riders. This helmet is inspired by the Catlike philosophy and style, and it easily adapts to the needs of the junior riders, or to a more commute riding style.

Built with in-mold construction and with shock-absorbing helmet material, the Kitten was designed to protect the riders so they can explore outdoors or commute safely.

The Kitten performs as great as it looks. It has a sleek shape with 27 generous ventilation channels for optimum airflow and breathability. It features a MPS EXE fit system, which provides comfort and stability for fast and safe adjustments which make Kitten ready for any ride.







JUNIOR ALLROAD HELMET

# KITTEN

## HEXAGON CONSTRUCTION

The air intakes have been strategically positioned so that any impact will affect more than one internal structure: in the event of a crash, the energy generated will be spread through the honeycomb type structure, significantly increasing the head's protection.



## IN-MOLD CONSTRUCTION

A current production technology that makes ultra-lightweight helmets with a high level of firmness and maximum protection.



## FEATURES

Urban style

In-mold construction with shock-absorbing helmet material

27 vents for less sweat and a more comfortable ride

Lightweight design

## SIZE

**XS** 49 - 52 cm | 19.3 - 20.5"

**SM** 52 - 55 cm | 20.5 - 21.7"

**MD** 55 - 58 cm | 21.7 - 22.8"

## WEIGHT

**SM** 260g | 0.57lb

## ACCESSORIES

Extra paddings

Catlike bag

## COLORS

### DARK GRAY MATTE



**XS** 7101400018

**SM** 7101400017

**MD** 7101400019

### ORANGE MATTE



**XS** 7101400024

**SM** 7101400023

**MD** 7101400025

### RED MATTE



**XS** 7101400027

**SM** 7101400026

**MD** 7101400028

### AQUAMARINE MATTE



**XS** 7101400021

**SM** 7101400020

**MD** 7101400022

## TECHNOLOGIES





# SHOES



MIXINO REI

F O R E V E R Y R I D E

C A T L I K E T E C H

# 3K CARBON SOLE







Every watt of power generated while riding is transferred to the bike through the soles of the feet. That's why our shoes are engineered for ultimate power transfer and advanced fitting. Built to withstand the toughest conditions, they feature an arch area for better stability and unprecedented durability.

The stiffness of the advanced 3K full carbon composite sole provides efficient power transfer and a responsive pedal feel. Plus, it saves weight and delivers increased performance. With a stiffness index rating of 10, this outsole is the stiffest in the Catlike product line.









## ROAD SHOES

---

# MIXINO RC1

To make a complete road race shoe, we thought about offering the most up-to-date technology to handle even the longest and toughest roads.

The Mixino RC1 is a must-have when it comes to exceptional performance. The lightweight and efficient microfibers mold perfectly to your foot and provide exceptional comfort, no matter how long or rigorous the ride is. Our microfibers are carefully selected to ensure maximum durability and are designed with advanced perforations for better breathability.

The ergonomic last is designed to offer maximum comfort to every user while maintaining a strong grip on the heel for the steep and wet races, so you don't have to worry too much about anything but excelling on the road. The insole is designed to provide optimal arch support for improved knee alignment and reducing metatarsal compression.

The stiffness of the advanced 3K full carbon composite sole provides efficient power transfer and responsive pedaling feel, while our micro-adjustable dial system offers fine-tune fitting ensuring maximum performance without compromising comfort.

ROAD SHOES


# MIXINO RC1

## DUAL DIAL CLOSURE

A dual dial closure for a fine-tuning fit and an accurate pressure distribution.

## HIGH-QUALITY MICROFIBRES

The efficient microfibres perfectly mold to the cyclist's foot, offering supreme comfort.



## ULTIMATE STIFFNESS

Full carbon 3K weave sole, developed with the best carbon fibers technologies, excellent stiffness avoiding loss of performance.



## FEATURES

3K full carbon sole

Stiffness index: 10

High-quality Mycro fibers, with sustainable materials

Breathable and with laser cutted air vents

## SIZE

39-47 24.9 - 30.2cm | 9.8 - 11.9"

## WEIGHT

43 265g | 0.58lb

## COLORS

### BLACK MATTE



39	7200100002	44	7200100007
40	7200100003	45	7200100008
41	7200100004	46	7200100009
42	7200100005	47	7200100010
43	7200100006		

### WHITE GLOSS



39	7200100012	44	7200100017
40	7200100013	45	7200100018
41	7200100014	46	7200100019
42	7200100015	47	7200100020
43	7200100016		

### GREEN FLUO MATTE



39	7200100022	44	7200100027
40	7200100023	45	7200100028
41	7200100024	46	7200100029
42	7200100025	47	7200100030
43	7200100026		

### DARK GRAY MATTE



39	7200100032	44	7200100037
40	7200100033	45	7200100038
41	7200100034	46	7200100039
42	7200100035	47	7200100040
43	7200100036		

### OPAL BLUE MATTE



39	7200100041	44	7200100046
40	7200100042	45	7200100047
41	7200100043	46	7200100048
42	7200100044	47	7200100049
43	7200100045		

## TECHNOLOGIES







**ROAD SHOES**

---

# WHISPER R1

Developed to offer you the highest performance, it features a light and stiff reinforced composite sole, which will make these shoes your best ally in the most demanding rides.

The use of premium mycro fibers upper combined with an ergonomically fit construction will make this shoe feel like an extension of your foot.

The Whisper R1 features an anti-slip insert at the heel and an high density foam footbed. It's also highly breathable thanks to its laser cutted air vents.

Its fastening system will adjust to the foot shape, ensuring that all of your power output is going into the pedals as efficiently as possible.

ROAD SHOES

# WHISPER R1

## HIGH-QUALITY MICROFIBRES

The efficient microfibres perfectly mold to the cyclist's foot, offering supreme comfort.

## NEUTRAL ARCH DESIGN

Provide your feet with enough support while riding.



## REINFORCED COMPOSITE SOLE

Excellent balance between weight and stiffness giving the feeling of a competition shoe.



## FEATURES

Rigid and light reinforced composite sole  
 Stiffness index: 8  
 Neutral arch design  
 Anti-slip insert at the heel  
 Premium extra light Mycrofiber  
 Outdoor breathable and with laser cutted air vents  
 High density foam footbed, hypoallergenic and high estabality

## SIZE

39-47 24.9 - 30.2cm | 9.8 - 11.9"

## WEIGHT

43 280g | 0.62lb

## COLORS

### BLACK MATTE



39	7200300002	44	7200300007
40	7200300003	45	7200300008
41	7200300004	46	7200300009
42	7200300005	47	7200300010
43	7200300006		

### WHITE GLOSS



39	7200300012	44	7200300017
40	7200300013	45	7200300018
41	7200300014	46	7200300019
42	7200300015	47	7200300020
43	7200300016		

### DARK GRAY MATTE



39	7200300022	44	7200300027
40	7200300023	45	7200300028
41	7200300024	46	7200300029
42	7200300025	47	7200300030
43	7200300026		

## TECHNOLOGIES



MyCro.



MTB SHOES

---

# WHISPER X1

Developed for athletes who want power transfer without sacrificing durability, the Whisper X1 offers you a perfect grip on muddy or wet terrains and extra front protection, so you do not need to worry about anything else but enjoying the trail.

Its reinforced composite sole combines great rigidity with extreme grip thanks to its infused elastomer inserts. The ergonomic and the high-quality arch construction adapt to the shape of your foot while the premium Mycro fiber will make even the toughest ride feel like a joy.

Our fastening system ensure an adjustable comfort with a secure fit designed for all-day comfort and performance, no matter the type of your ride.





MTB SHOES

# WHISPER X1

## HIGH-QUALITY MICROFIBRES

The efficient microfibres perfectly mold to the cyclist's foot, offering supreme comfort.



## REINFORCED COMPOSITE SOLE

Excellent balance between weight and stiffness giving the feeling of a competition shoe.

## EXTRA PROTECTION

Front a rear protection for greater durability and confident traction.



## FEATURES

Perfect grip on muddy or wet terrain  
 Light reinforced composite sole with elastomer inserts  
 Stiffness index: 7  
 Maximum comfort without compromise performance  
 Premium extra light Mycro fiber  
 Front protection for greater durability  
 Breathable and with laser cutted air vents  
 High density foam footbed, hypoallergenic and high estability

## SIZE

**39-47** 24.9 - 30.2cm | 9.8 - 11.9"

## WEIGHT

**43** 335g | 0.74lb

## COLORS

### BLACK MATTE



<b>39</b>	7200400002	<b>44</b>	7200400007
<b>40</b>	7200400003	<b>45</b>	7200400008
<b>41</b>	7200400004	<b>46</b>	7200400009
<b>42</b>	7200400005	<b>47</b>	7200400010
<b>43</b>	7200400006		

### DARK GRAY MATTE



<b>39</b>	7200400012	<b>44</b>	7200400017
<b>40</b>	7200400013	<b>45</b>	7200400018
<b>41</b>	7200400014	<b>46</b>	7200400019
<b>42</b>	7200400015	<b>47</b>	7200400020
<b>43</b>	7200400016		

### RED MATTE



<b>39</b>	7200400022	<b>44</b>	7200400027
<b>40</b>	7200400023	<b>45</b>	7200400028
<b>41</b>	7200400024	<b>46</b>	7200400029
<b>42</b>	7200400025	<b>47</b>	7200400030
<b>43</b>	7200400026		


## TECHNOLOGIES



# SPARE PARTS

## HELMETS

### PADDING SET MIXINO EVO



**SM** 7060020035  
**MD** 7060020036  
**LG** 7060020037

### PADDING SET KILAUEA



**SM** 7060020001  
**MD** 7060020002  
**LG** 7060020003

### PADDING SET VENTO



**SM** 7060020004  
**MD** 7060020005  
**LG** 7060020006

### PADDING SET KOMPACT'O



**SM** 7060020013

### PADDING SET RAPID & RAPID TRI



**SM** 7060020027  
**MD** 7060020028  
**LG** 7060020030

### PADDING SET YELMO



**SM** 7060020030  
**MD** 7060020031  
**LG** 7060020032



## PADDING SET LEAF



MD 7060020033  
LG 7060020034

## PADDING SET KITTEN



7060020010

## RETENTION SYSTEM MPS EVO



7060020016

## RETENTION SYSTEM MPS EXE



7060020017

## RETENTION SYSTEM MPS OVAL



7060020038

## SHOES

### TOE FOR MTB SOLES PAIR



7060020018

### REPLACEMENT DIAL KIT WINCH PAIR



7060020019

### REPLACEMENT DIAL KIT ATOP PAIR



7060020039





# ACCESSORIES

CATLIKE

# ACCESSORIES

## CYCLING BIDON

750 ML

ORANGE



7600100004

THERMAL 500 ML

ORANGE



7600100002

## TOOL BOTTLE

600 ML

DARK GRAY



7600100003

## PREMIUM CYCLING CAP

BLACK



7500100013

## CYCLING MUSETTE

BLACK



7500100014

ORANGE



7500100015



# MERCHANDISING

M E R C H A N D I S I N G



CATLIKE

# MERCHANDISING

CATLIKE T-SHIRT



SM 7500100005    XL 7500100008  
MD 7500100006    XXL 7500100009  
LG 7500100007

CATLIKE PROMOTIONAL BIDON 500 ML



7600100001

CATLIKE NECK STRAP



7500100016

CATLIKE CYCLING CAP



7500100012

CATLIKE HELMET BAG



7500100032

CATLIKE SHOPPING BAG



7500100019

CATLIKE STICKERS



10 CM 7500100020  
40 CM 7500100021  
100 CM 7500100022

CATLIKE AUTHORIZED DEALER STICKER



7500100026


CATLIKE TRANSPORT BAG



7500100025




## CATLIKE CATALOG



ENGLISH 7500100028  
SPANISH 7500100029

## CATLIKE LEAFLET



ENGLISH 7500100031  
SPANISH 7500100030

## CATLIKE NOTEBOOK



7500100003

## CATLIKE PROMOTIONAL TENT w/SIDEWALLS



MD 3 x 3 CM 7500100017  
LG 3 x 6 CM 7500100018

## CATLIKE TNT BANNER



300 x 80 CM 7500100004

## CATLIKE BEACH FLAG



MD 290 CM 7500100001  
LG 390 CM 7500100002

## CATLIKE LOGO MAGNETIC BANNER



990 x 300 MM 7500100023

## CATLIKE LIFESTYLE MAGNETIC BANNER



990 x 300 MM 7500100024





## CATLIKE

# SIZE GUIDE

These size charts and conversions are meant to serve as a guide. We recommend you try-on before riding to ensure full comfort and performance.

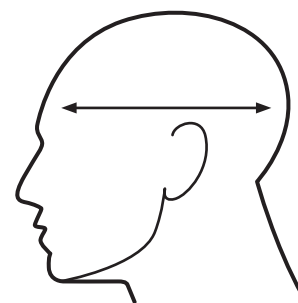
## HELMETS

Wrap a measuring tape around your head, keeping the tape level from front to back.

Each helmet indicates the right measurements for each size, in cm. Once you've got the right size, you can adjust the fit.

**⚠** For the comfort and safety of our athletes, and to help them extend the life of their cycling helmets we suggest the replacement of its paddings, depending on its use:

Hard use: **Every Year (±)**  
Medium use: **Every 2 Years**  
Soft use: **Every 3 Years**



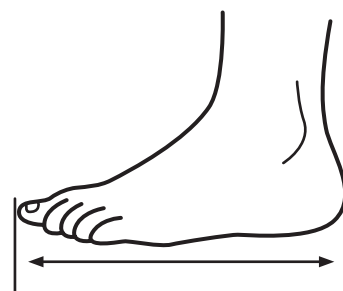
*This recommendation does not invalidate the replacement of the helmet in the event of wear or in the event of a crash. Any helmet submitted to an impact must be destroyed and replaced even if it does not show any visible damages - The helmet shock absorption capacity might be diminished.*

## SHOES

Whatever type of bicycle or style you ride, or how often you hit the road, your shoes must fit properly.

To help you make an informed decision, this size guide will assist you to determine your shoe size.

EU	US	UK	inches	cm
39	6 <sup>1/4</sup>	5 <sup>1/4</sup>	9.8	24.9
40	7	6	10.0	25.5
41	8	7	10.3	26.2
42	8 <sup>3/4</sup>	7 <sup>3/4</sup>	10.6	26.9
43	9 <sup>3/4</sup>	8 <sup>3/4</sup>	10.8	27.5
44	10 <sup>1/2</sup>	9 <sup>1/2</sup>	11.1	28.2
45	11 <sup>1/4</sup>	10 <sup>1/4</sup>	11.4	28.9
46	12 <sup>1/4</sup>	11 <sup>1/4</sup>	11.6	29.5
47	13	12	11.9	30.2









# TECHNOLOGIES

## CATLIKE

## TECHNOLOGIES

## HELMETS



## IN-MOLD CONSTRUCTION

Our helmets feature an in-mold construction, a current production technology that makes ultra-lightweight helmets with a high level of firmness and maximum protection.

*Featured in models:* **Mixino Evo, Kilauea, Vento, Whisper, Kompact'O, Kitten, Rapid, Rapid Tri, Yelmo, Leaf.**



## DUAL FLOW

The head is the main temperature sense in our body. Excessive heat can cause symptoms of fatigue, dizziness and even dehydration. Catlike Dual Flow system maximizes ventilation: the internal channels provide constant airflow inside the helmet, avoiding overheating.

*Featured in models:* **Mixino Evo, Kilauea, Vento, Whisper, Rapid, Rapid Tri, Yelmo, Leaf, Kompact'O, Kitten.**



## LCP (LIQUID-CRYSTAL POLYMER)

Maintaining the helmet's structural integrity in case of a more severe impact is key to increase your safety.

Our models with lateral Polyamide roll cage have increased impact resistance and stiffness while maintaining excellent ventilation properties and low weight.

*Featured in models:* **Whisper.**



## MIPS® EVOLVE

MIPS® Evolve is a rotational management system that not only can lower the energies transferred to the head during an impact or crash, but also does this with added style, comfort and fit. The system consists of a Low Friction Layer that is less than 1mm thick with a low friction coating that lessens the friction towards the energy absorbing layer. It is designed to work together with the ventilation channels of each helmet.

*Featured in models:* **Kilauea, Vento, Whisper.**



## MPS EVO

The innovative MPS (Multi-Position-System) retention system allows optimizing the comfort of the user due to its 4-point adjustment possibilities: dial system, lateral slide paddings, rear width, and height adjustment.

*Featured in models:* **Mixino Evo, Kilauea, Vento, Whisper, Kompact'O, Rapid, Rapid Tri, Yelmo, Leaf.**



## ARAMID ROLL CAGE

Aramid roll cage is a robust, resistant fiber that is widely used in the aerospace sector, ballistics, and self-protection. It is a material used for its strength properties the entire mechanical performance.

Therefore, it improves impact energy absorption, and increasing head protection maintaining a minimum weight.

*Featured in models:* **Mixino Evo, Kilauea, Vento.**



## VDIVISOR

Our helmets feature an exclusive divisor part which will grant you maximum comfort during each usage. The way the straps are divided and easily positioned below the ears, on the jaw, means that they are easily adaptable to the unique user's face.

*Featured in models:* **Mixino Evo, Kilauea, Vento, Whisper, Kompact'O, Rapid, Rapid Tri, Yelmo, Leaf.**



## HEXAGON

The unique design of Catlike's helmets is not only based on aesthetics. The air intakes have been strategically positioned so that any impact will affect more than one internal structure: in the event of a crash, the energy generated will be spread through the honeycomb-type structure, significantly increasing the head's protection.

*Featured in models:* **Mixino Evo, Kilauea, Vento, Whisper, Kompact'O.**



## MIPS® AIR NODE

Dressed up as padding it stays unnoticed until needed. The MIPS® Air technology is integrated into the padding of the helmet and enables the 10-15mm of relative movement between the energy absorbing layer and the padding.

By being integrated into the padding, the system is as light as it gets and designed to fit each specific helmet and size, barely being visible to the user and adding only limited weight to the helmet.

*Featured in models:* **Mixino Evo.**



## MPS OVAL

The new MPS Oval represents an evolution of the MPS eVo system. Now, more focused on the adjustment to the cyclist's head and with greater precision, this system can be adjusted in height at 3 points, and also have more room for a ponytail.

*Featured in models:* **Whisper.**





### BUG NET

Some of our models are outfitted with an integrated insect net for extra safety.

*Featured in models: Kompact'O, Leaf.*

## SHOES



### FULL CARBON 3K

One of our bets is the full carbon 3k weave sole, developed with the best carbon fibers technologies, excellent stiffness avoiding loss of performance. Its "extra flow" air system creates circulation, maintaining comfort even on hotter days.

*Featured in models: Mixino RC1.*



### REINFORCED COMPOSITE

Our reinforced composite sole has an excellent balance between weight and stiffness giving the feeling of a competition shoe. Its breathable insole offers extra comfort and stability to the foot inside the shoe, even in moments of greater intensity.

*Featured in models: Mixino RC1, Whisper X1.*



### MYCRO

Catlike uses increasingly modern technology systems in the textile. The hi-tech microfibre – Mycro – guarantees exceptional resistance to abrasion, great breathability, and high performance in sports.

*Featured in models: Mixino RC1, Whisper R1, Whisper X1.*



### SUSTAINABLE MATERIALS

The high-quality microfibers used in the range of our shoes are created with ecological and biodegradable solvents to reduce our ecological footprint. These materials also contribute to the lightness and ergonomics of the shoes, which are highly resistant and washable.

*Featured in models: Mixino RC1, Whisper R1, Whisper X1.*



### ERGONOMIC

Our shoes are designed to maximize comfort without sacrificing performance. The shoe has a wrap-around construction that wraps your foot to hold it snug and hit back into the heel where anti-slip lining keeps the heel firmly in place. This ergonomic adjustment will avoid looseness between the shoe and the cyclist's foot.

*Featured in models: Mixino RC1, Whisper R1, Whisper X1.*



### FASTENING SYSTEM

This fastening system offers the possibility of tightening and untightening the wire with one hand only thanks to its dial. It also allows cyclists to fit it to their foot shape, ensuring maximum performance without compromising on comfort.

*Featured in models: Mixino RC1, Whisper R1, Whisper X1.*



### BREATHABLE TEXTILE

Our shoes are made from a blend of lightweight, breathability, and flexible material. The benefits of breathable textile materials combined with their non-solvent methods of creation deem make them a step forward in an ever-increasing environmentally conscious.

*Featured in models: Mixino RC1, Whisper R1, Whisper X1.*



### HYDROFUGE

When it comes to textile technologies, our range offers a Hydrofuge solution thanks to its water repellent feature. Fabrics that are not only water-repellent but also breathable, preventing sweat retention.

*Featured in models: Mixino RC1, Whisper R1, Whisper X1.*

## COMMON FEATURES





### REFLECTIVE STICKERS

Whether if you are commuting on short winter days or riding by night, the reflective details on our helmets and shoes will increase your visibility on the road.

*Featured in all helmet's and shoes models.*

CATLIKE

# RANGE OVERVIEW

	PRO ROAD HELMETS		COMP ROAD HELMETS		TIME TRIAL PRO HELMETS	
						
	MIXINO EVO	KILAUEA	VENTO	WHISPER	RAPID	RAPID TRI
VENTILATION CHANNELS	38	24	18	29	-	4
WEIGHT	230g	240g	250g	/	345g	345g
STANDARDS	EN1078	EN1078	EN1078	EN1078	EN1078	EN1078
MIPS® TECHNOLOGY	AIR NODE	EVOLVE	EVOLVE	EVOLVE	-	-
TYPE OF USE	RACE	ALL ROUNDER	AERO	RACE	CHRONO	TRIATHLON
REFLECTIVE DETAILS	●	●	●	●	●	●
SUNGLASS COMPATIBILITY	●	●	●	●	-	-
VISOR	-	-	-	-	●	●
TYPE OF SOLE	-	-	-	-	-	-
STIFFNESS INDEX	-	-	-	-	-	-
FASTENING SYSTEM	-	-	-	-	-	-

BE CATLIKE B



## MTB HELMETS



YELMO



LEAF



KOMPACT'O



KITTEN

## ROAD SHOES



MIXINO RC1



WHISPER R1

## MTB SHOES



WHISPER X1

21	23	21	27	-	-	-
/	275g	280g	260g	235g	280g	335g
EN1078	EN1078	EN1078	EN1078	-	-	-
EVOLVE	-	-	-	-	-	-
ENDURO	TRAIL	SPORT	JUNIOR	ROAD	ROAD	MTB
●	●	●	●	●	●	●
●	●	●	-	-	-	-
●	●	●	-	-	-	-
-	-	-	-	3K FULL CARBON	REINFORCED COMPOSITE	REINFORCED COMPOSITE
-	-	-	-	10	8	7
-	-	-	-	ATOP	WHINCH	WHINCH

BE DIFFERENT







Centro de Negocios Marla Center  
Av. Dr. Pedro Guillen, 5  
30100 – Murcia, Spain

[catlike@catlike.com](mailto:catlike@catlike.com)

EXPLORE.  
FEEL FREE.  
CONNECT.



*catlike.com*